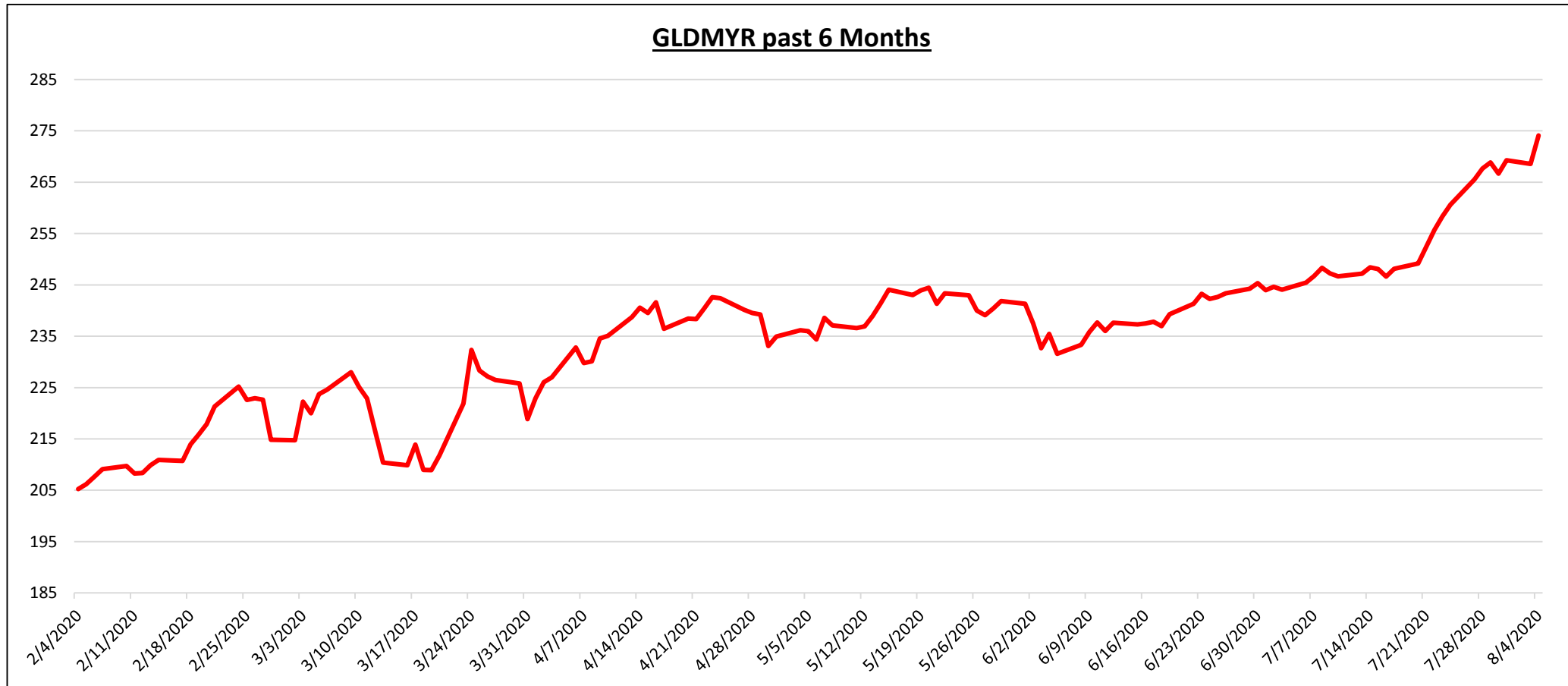


Historical gold price



Source : Bloomberg as at 4 August 2020

High : 274.08
 Low : 205.24

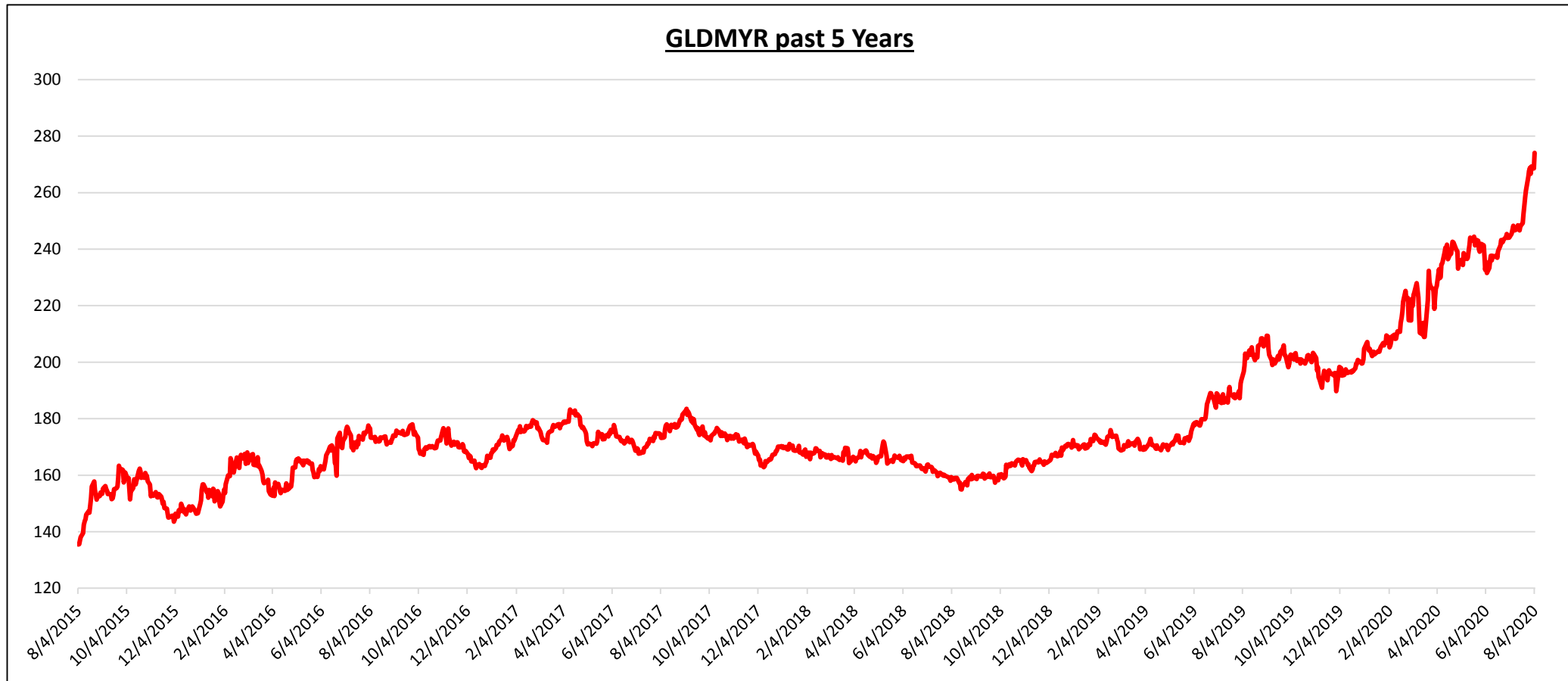
Important Notice

Please note that the prices shown are based on mid price extracted from Bloomberg, actual transaction price may differ based on Bank Buy Rate and Bank Sell Rate.

The above historical prices is purely for information purposes only and is not an indicative of future direction, volatility, or fluctuations of gold.



Historical gold price



Source : Bloomberg as at 4 August 2020

High : 274.08
 Low : 135.50

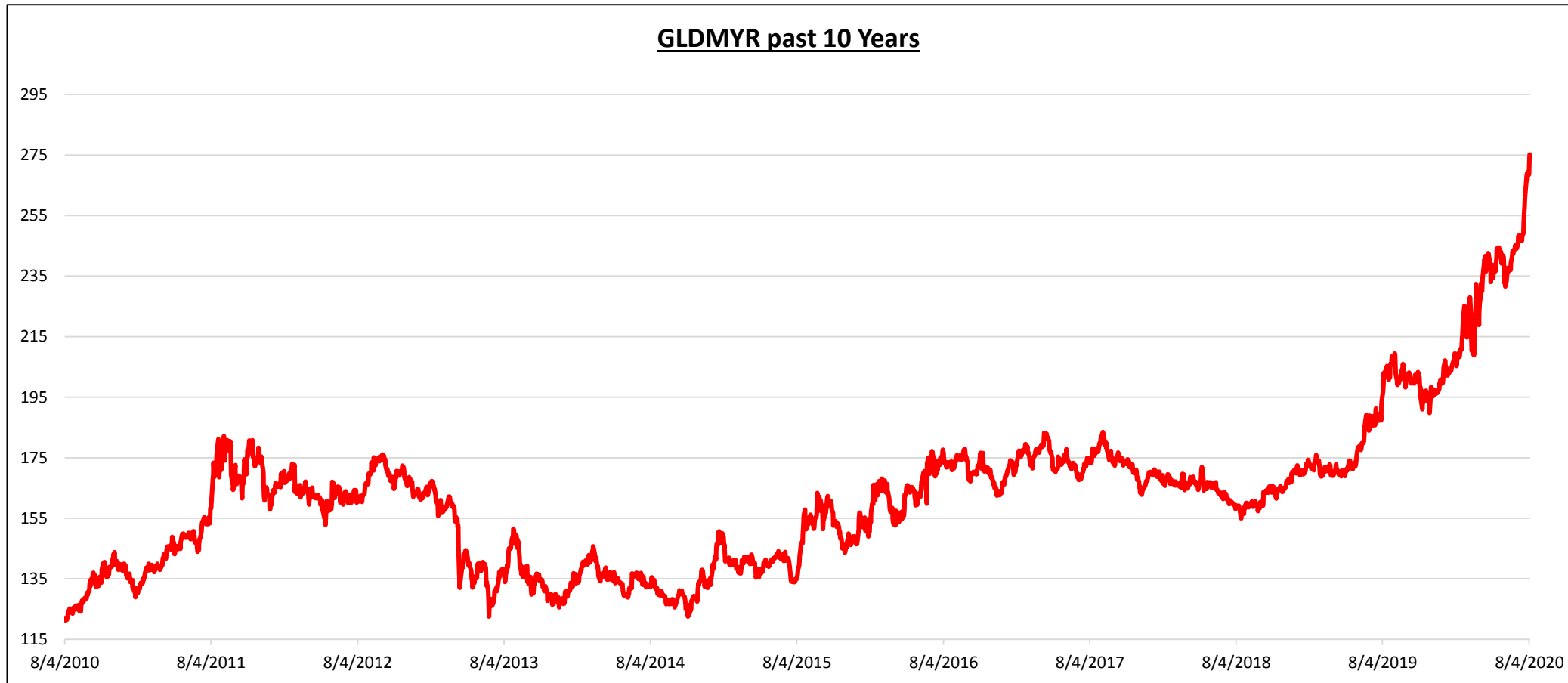
Important Notice

Please note that the prices shown are based on mid price extracted from Bloomberg, actual transaction price may differ based on Bank Buy Rate and Bank Sell Rate.

The above historical prices is purely for information purposes only and is not an indicative of future direction, volatility, or fluctuations of gold.



Historical gold price



Source : Bloomberg as at 4 August 2020

High : 274.08
Low : 121.25

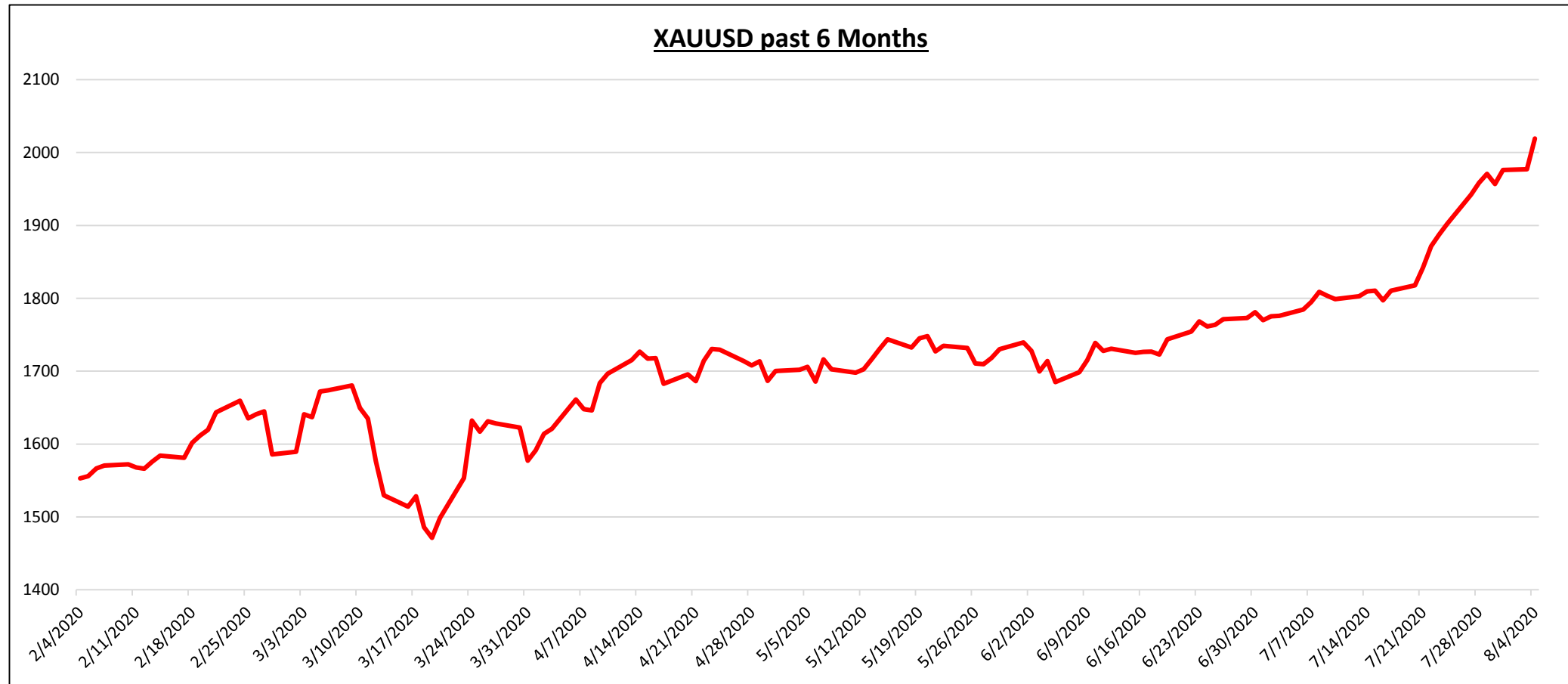
Important Notice

Please note that the prices shown are based on mid price extracted from Bloomberg, actual transaction price may differ based on Bank Buy Rate and Bank Sell Rate.

The above historical prices is purely for information purposes only and is not an indicative of future direction, volatility, or fluctuations of gold.



Historical gold price



Source : Bloomberg as at 4 August 2020

High : 2019.21
 Low : 1471.24

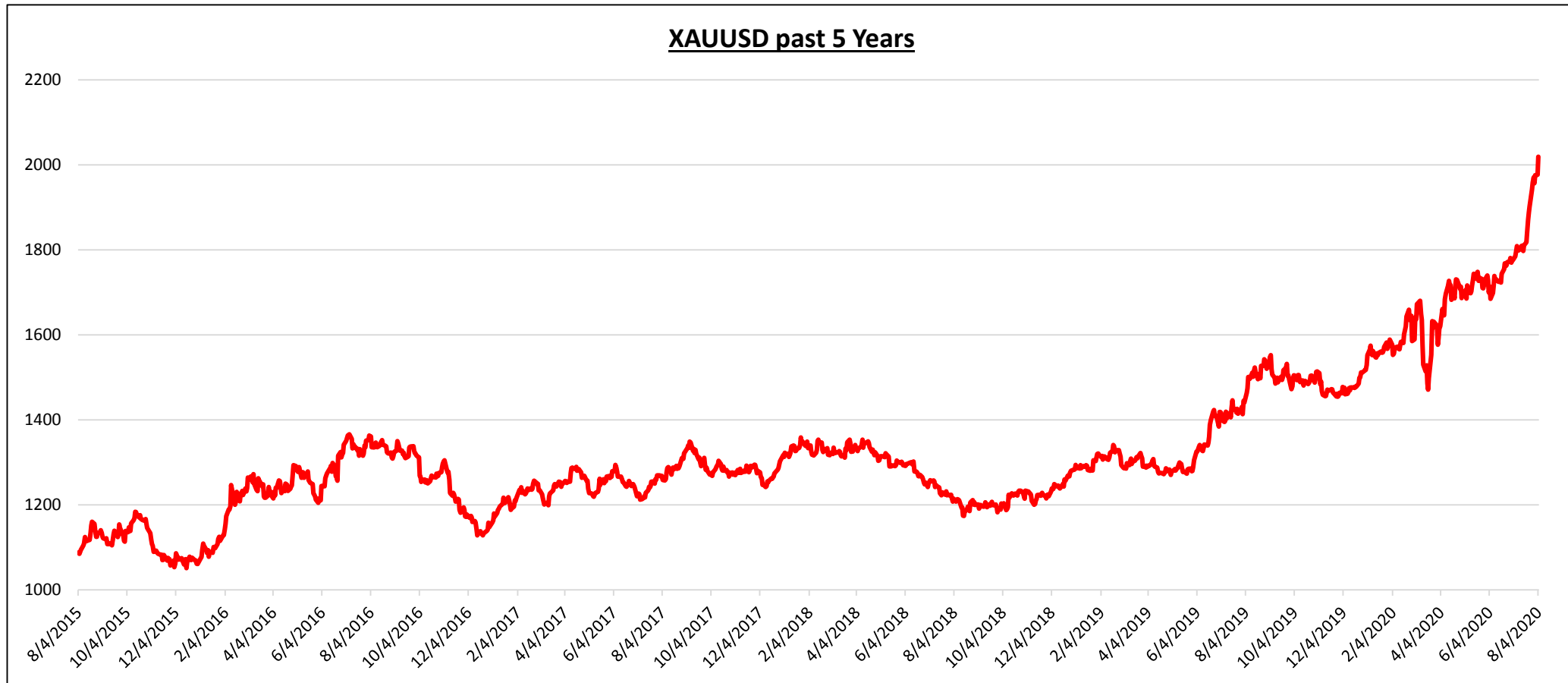
Important Notice

Please note that the prices shown are based on mid price extracted from Bloomberg, actual transaction price may differ based on Bank Buy Rate and Bank Sell Rate.

The above historical prices is purely for information purposes only and is not an indicative of future direction, volatility, or fluctuations of gold.



Historical gold price



Source : Bloomberg as at 4 August 2020

High : 2019.21
 Low : 1051.10

Important Notice

Please note that the prices shown are based on mid price extracted from Bloomberg, actual transaction price may differ based on Bank Buy Rate and Bank Sell Rate.

The above historical prices is purely for information purposes only and is not an indicative of future direction, volatility, or fluctuations of gold.



Historical gold price



Source : Bloomberg as at 4 August 2020

High : 2019.21
 Low : 1051.10

Important Notice

Please note that the prices shown are based on mid price extracted from Bloomberg, actual transaction price may differ based on Bank Buy Rate and Bank Sell Rate.

The above historical prices is purely for information purposes only and is not an indicative of future direction, volatility, or fluctuations of gold.



WARNING: THE e-GOLD INVESTMENT ACCOUNT (“eGIA”) IS NOT A PRINCIPAL PROTECTED PRODUCT NOR AN INTEREST BEARING ACCOUNT. THE RETURNS ON THE eGIA DEPENDS ON GOLD PRICE FLUCTUATIONS, THE RETURNS ON YOUR INVESTMENT IN GOLD ARE UNCERTAIN AND YOU RISK EARNING NO RETURNS AND/OR THE POSSIBILITY OF INCURRING LOSSES. YOU ARE ADVISED TO READ AND UNDERSTAND THE CONTENTS OF THE CIMB BANK e-GOLD INVESTMENT ACCOUNT AGREEMENT AND OPEN THE eGIA BASED ON YOUR OWN JUDGMENT AND/OR INDEPENDENT ADVICE OBTAINED. THIS PRODUCT IS NOT PROTECTED BY PERBADANAN INSURANS DEPOSIT MALAYSIA (PIDM).