

**TERM INVESTMENT ACCOUNT-i**  
For Non-Individual

**INVESTMENT ACCOUNT INFORMATION**

<b>Product Name</b>	Term Investment Account-i (TIA-i)
<b>Product Classification</b>	Unrestricted Investment Account (URIA) whereby the investors provide the Bank as Mudarib (entrepreneur) with the mandate to make the ultimate investment decision in Shariah compliant assets on behalf of the investors
<b>Entrepreneur</b>	CIMB Islamic Bank Berhad
<b>Investment Currency</b>	Ringgit Malaysia
<b>Fund Inception</b>	05 September 2018

**INVESTMENT OBJECTIVES**

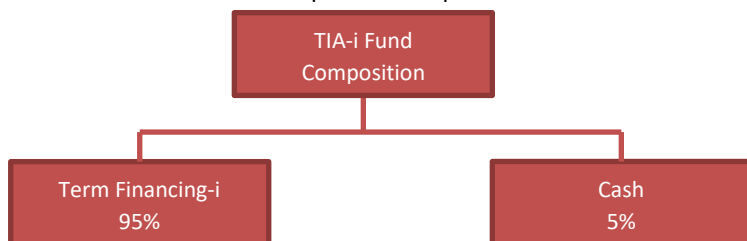
Aims to provide the following to the Investors:

- Stable returns through a low to moderate risk exposure.
- Capital preservation and financial security on a term investment.

**INVESTMENT ASSET ALLOCATION**

The fund will be invested in CIMB Islamic financing assets and other Shariah compliance assets deemed suitable by the bank, which adhere to the investment objectives.

The asset allocation of last quarter is as per table below:



*Note: The Bank may invest funds in varying asset allocation parameters based on market conditions and asset suitability in order to achieve the indicative rate prescribed.*

**OTHER INFORMATION**

Details of TIA-i fees and charges can be obtained via [Fees and Charges](#)

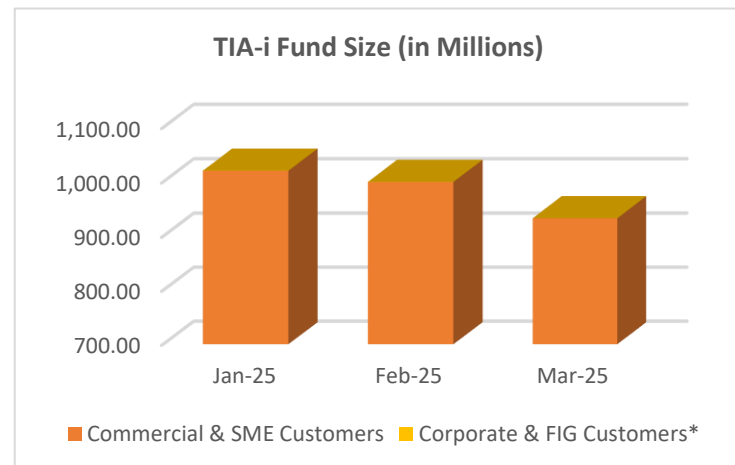
**INVESTMENT STRATEGIES**

TIA-i returns is closely linked to the performance of the underlying assets; the inherent risk to the principal investment is relatively low given that the risk is managed through a diversified financing portfolio with a low to moderate risk exposure.

Portfolio rebalancing is also executed to ensure the performance of the selected assets is aligned with the fund's strategies and objectives. Any profit generated from the capital is shared between the account holder and the Bank according to a mutually pre-agreed profit sharing ratio (PSR) whilst financial losses (if any) will be borne by the account holder.

**ANALYSIS OF FUND PERFORMANCE AND ASSET VALUATION**
**Fund Size and Growth**

As at March 2025, TIA-i fund balance was recorded at RM933.2million.



The breakdown of the fund size (in Millions) is as follows:

	Jan-25	Feb-25	Mar-25
<b>Commercial &amp; SME Customers</b>	<b>1,020.50</b>	<b>999.95</b>	<b>933.10</b>
<b>Corporate &amp; FIG Customers</b>	<b>0.1</b>	<b>0.1</b>	<b>0.1</b>
<b>Total</b>	<b>1,020.60</b>	<b>1,000.05</b>	<b>933.20</b>

Investment will be valued on a monthly basis and profit will be paid at maturity.

**Asset Valuation**

The Bank will perform valuation of underlying assets of the Fund in accordance with the Malaysian Financial Reporting Standards ("MFRS") which will be carried out on a monthly basis.

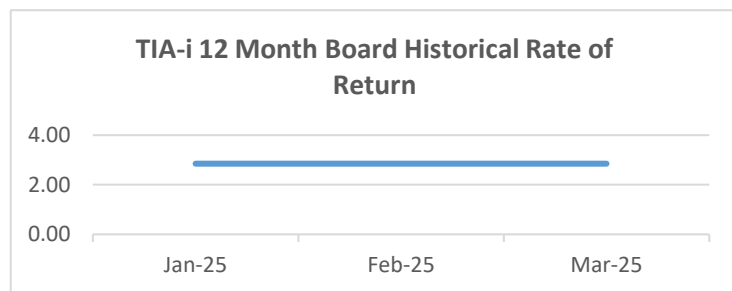
**Rate of Return for TIA-i**

The underlying assets funded by TIA-i met the indicative rate of return to the investors. Profit sharing ratio of the total fund performance would be adjusted to meet the indicative rate of return to the investors, in line with the product terms and conditions.

## TIA-i Non Promotional Historical Board Rate of Return

### TIA-i 12-Month

This section is applicable to **Commercial & SME customers** who have made placement under the TIA-i 12M Board Rate.

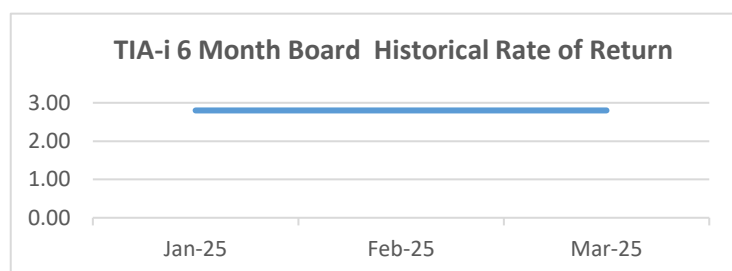


Net rate of return to customers is as follows:

Month	Fund Rate of Return (ROR) to Investors
Jan-25	2.85% per annum
Feb-25	2.85% per annum
Mar-25	2.85% per annum

### TIA-i 6-Month

This section is applicable to **Commercial & SME customers** who have made placement under the TIA-i 6M Board Rate.

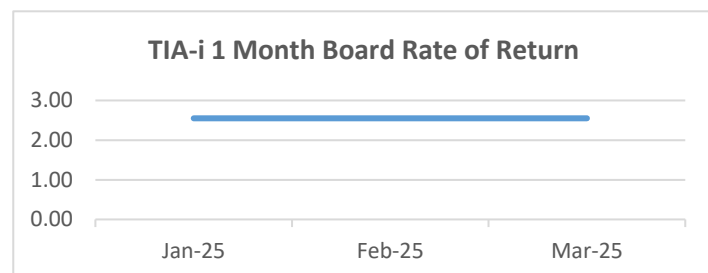


Net rate of return to customers is as follows:

Month	Fund Rate of Return (ROR) to Investors
Jan-25	2.80% per annum
Feb-25	2.80% per annum
Mar-25	2.80% per annum

### TIA-i 1-Month

This section is applicable to **Commercial & SME customers** who have made placement under the TIA-i 1M Board Rate.

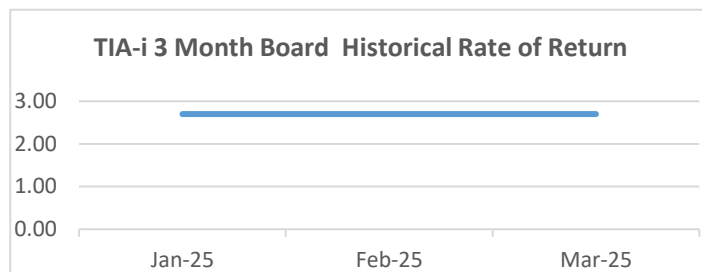


Net rate of return to customers is as follows:

Month	Fund Rate of Return (ROR) to Investors
Jan-25	2.55% per annum
Feb-25	2.55% per annum
Mar-25	2.55% per annum

### TIA-i 3-Month

This section is applicable to **Commercial & SME customers** who have made placement under the TIA-i 3M Board Rate.

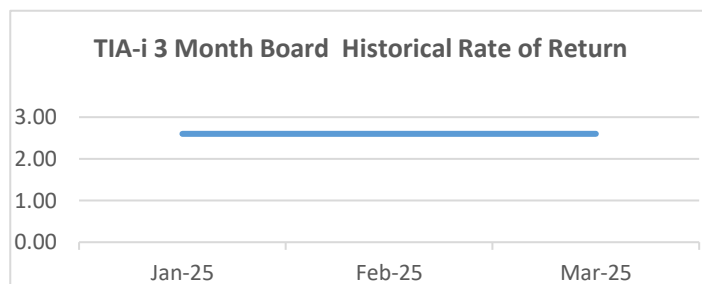


Net rate of return to customers is as follows:

Month	Fund Rate of Return (ROR) to Investors
Jan-25	2.70% per annum
Feb-25	2.70% per annum
Mar-25	2.70% per annum

### TIA-i 3-Month

This section is applicable to **Corporate & FIG customers** who have made placement under the TIA-i 3M Board Rate.



Net rate of return to customers is as follows:

Month	Fund Rate of Return (ROR) to Investors
Jan-25	2.60% per annum
Feb-25	2.60% per annum
Mar-25	2.60% per annum

#### Note:

- The distribution rate of return will be subject to the PSR of 50:50 (Customer: Bank). However, the bank reserves the right to retain excess profit as performance incentive.
- Past performance is not reflective of future performance.

## STATEMENT ON ANY CHANGES

There have been no changes in the investment objectives, strategies, restrictions and limitations during the quarter period.

## PROSPECT AND OUTLOOK

In the past few years, the Bank's focus has revolved around creating and enabling an environment for SMEs particularly within the green space, by making sustainability practices and automation and digitalization solutions more accessible. In 2025, the Bank will continued to expand its sustainable finance solutions guided via its Green, Social, Sustainable Impact Products & Services (GSSIPS) framework, whilst continuing to make strides across its ASEAN footprint.

### IMPORTANT/DISCLAIMER

**THIS IS AN INVESTMENT ACCOUNT PRODUCT THAT IS TIED TO THE PERFORMANCE OF UNDERLYING ASSETS AND NOT A DEPOSIT PRODUCT.**

THIS PERFORMANCE REPORT HAS BEEN PREPARED FOR THE BENEFIT AND INTERNAL USE OF THE INVESTOR TO INDICATE, ON A PRELIMINARY BASIS, THE PERFORMANCE OF THE INVESTMENT AS DESCRIBED HEREIN. IT IS FURNISHED SOLELY TO THE INVESTOR AND MAY NOT BE REPRODUCED OR OTHERWISE DISSEMINATED IN WHOLE OR IN PART WITHOUT CIMB ISLAMIC BANK BERHAD'S WRITTEN CONSENT. BY ACCEPTING THIS REPORT, THE INVESTOR AGREES TO KEEP CONFIDENTIAL AT ALL TIMES THE INFORMATION CONTAINED HEREIN.

THE INFORMATION IN THIS PERFORMANCE REPORT REFLECTS PREVAILING CONDITIONS AND OUR VIEWS AS OF THIS DATE. NOTHING CONTAINED IN THIS REPORT IS, OR SHALL BE, RELIED UPON AS A PROMISE OR REPRESENTATION AS TO THE FUTURE. PAST PERFORMANCE OF THE INVESTMENT IS NOT A GUARANTEE OF FUTURE PERFORMANCE.

### WARNING

**THE RETURNS ON THIS INVESTMENT ACCOUNT WILL BE AFFECTED BY THE PERFORMANCE OF THE UNDERLYING ASSETS. THE PRINCIPAL AND RETURNS ARE NOT GUARANTEED AND CUSTOMER RISKS EARNING NO RETURNS AT ALL. THIS INVESTMENT ACCOUNT IS NOT PROTECTED BY PERBADANAN INSURANS DEPOSIT MALAYSIA ("PIDM").**